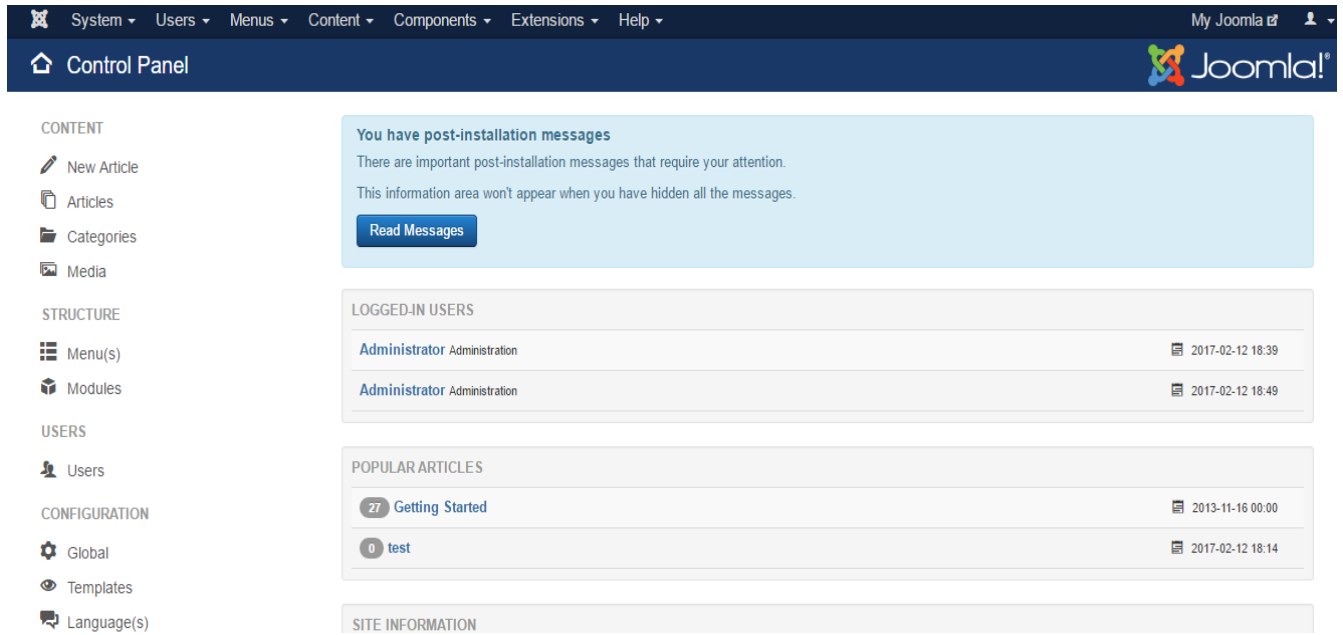
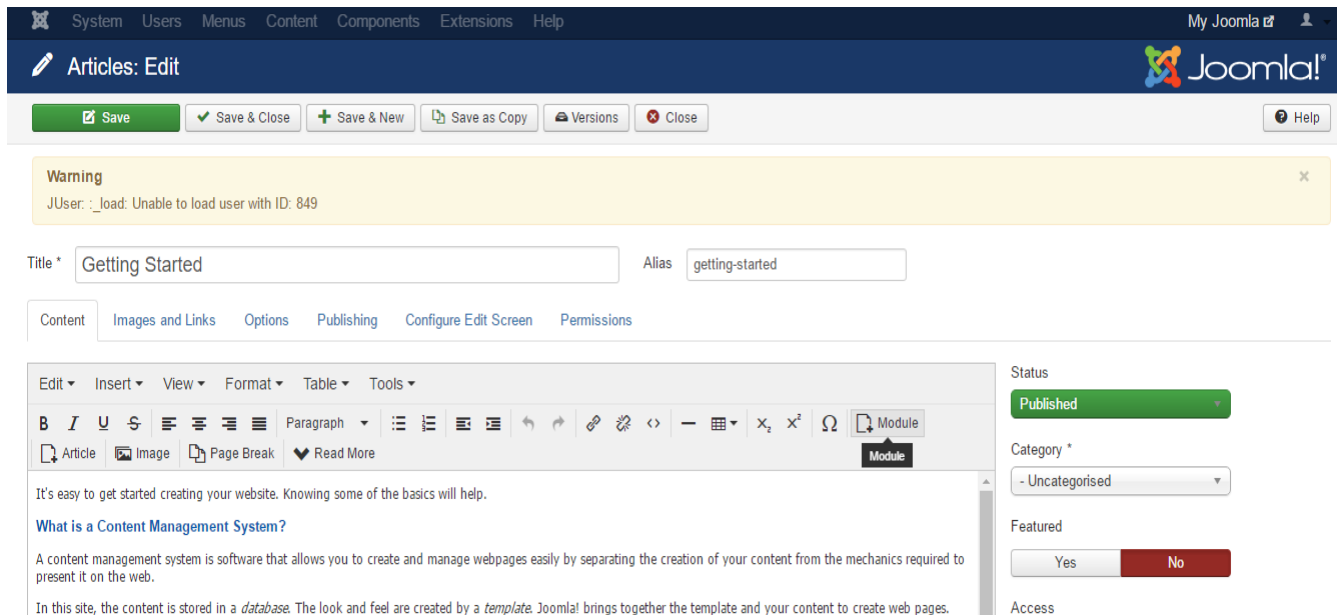


Our main environment currently is not letting us do much, trying the demo to see if we can pick up clues



The screenshot shows the Joomla! Control Panel interface. At the top, there is a navigation menu with options: System, Users, Menus, Content, Components, Extensions, and Help. The main header displays 'Control Panel' and the Joomla! logo. On the left, a sidebar lists various management categories: CONTENT (New Article, Articles, Categories, Media), STRUCTURE (Menu(s), Modules), USERS (Users), CONFIGURATION (Global, Templates, Language(s)), and SITE INFORMATION. The main content area features several widgets: a 'You have post-installation messages' notification with a 'Read Messages' button; a 'LOGGED-IN USERS' table showing two administrator users; a 'POPULAR ARTICLES' list with 'Getting Started' and 'test' articles; and a 'SITE INFORMATION' section.

Posting an article ...



The screenshot displays the Joomla! 'Articles: Edit' interface. The top navigation bar includes 'System', 'Users', 'Menus', 'Content', 'Components', 'Extensions', and 'Help'. Below the header, there are several action buttons: 'Save', 'Save & Close', 'Save & New', 'Save as Copy', 'Versions', and 'Close'. A yellow warning message is visible: 'Warning: JUser::_load: Unable to load user with ID: 849'. The article details show 'Title *' as 'Getting Started' and 'Alias' as 'getting-started'. Below this, there are tabs for 'Content', 'Images and Links', 'Options', 'Publishing', 'Configure Edit Screen', and 'Permissions'. A rich text editor toolbar is present, with a 'Module' button highlighted. The main content area contains introductory text about Joomla! and a 'What is a Content Management System?' section. On the right, a sidebar contains 'Status' (Published), 'Category *' (Uncategorised), 'Featured' (Yes/No), and 'Access'.

Got an error... let's take a look

Error displaying the error page: Application Instantiation Error: Table 'soft_joomla.#__session' doesn't exist SQL=SELECT `session_id` FROM `#__session` WHERE `session_id` = 'dbab691d9837c27d1d29cb9eef263ae8' LIMIT 1

Popping it into Google to see if anything posted

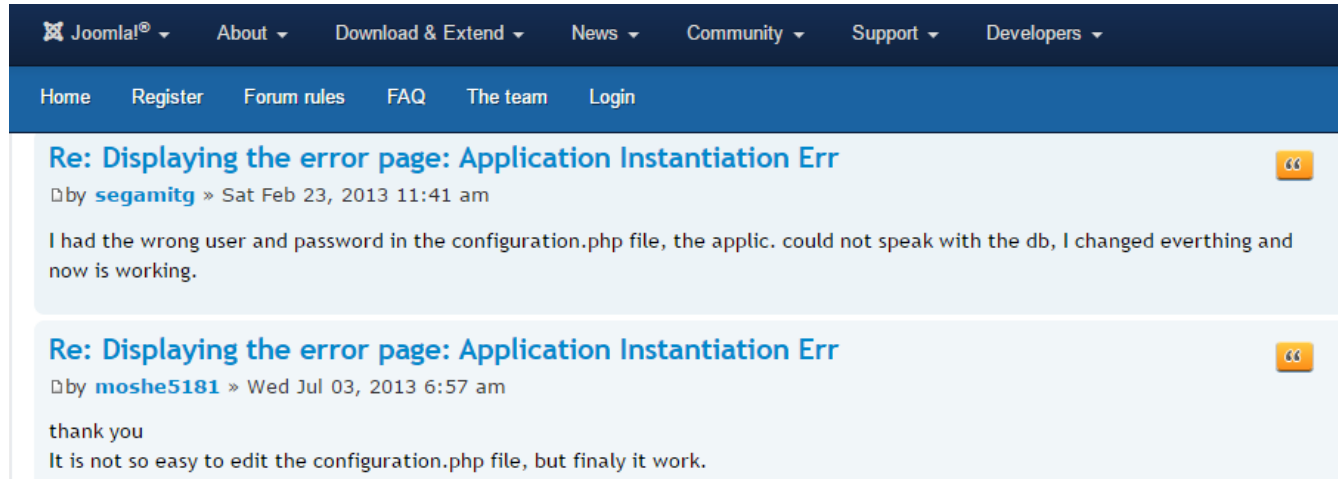
Displaying the error page: Application Instantiation Error!

by [segamitg](#) » Thu Feb 21, 2013 4:29 pm

After installation to the web server with joomla 3.0.3 and PHP 5.3.8 I get this error "Error displaying the error page: Application Instantiation Error" and nothing is working. On the local site to my PC there is no error. Have anybody a solution for this problem?

we probably need to do stuff in the PDH config for Joomla as well, forgot about that:-)

Let's have a look there

A screenshot of a Joomla! forum thread. The forum header includes navigation links: Joomla!®, About, Download & Extend, News, Community, Support, and Developers. Below the header are links for Home, Register, Forum rules, FAQ, The team, and Login. The thread title is "Re: Displaying the error page: Application Instantiation Err" with a CC icon. The first post is by "segamitg" on Sat Feb 23, 2013 11:41 am, stating: "I had the wrong user and password in the configuration.php file, the applic. could not speak with the db, I changed everthing and now is working." The second post is by "moshe5181" on Wed Jul 03, 2013 6:57 am, stating: "thank you It is not so easy to edit the configuration.php file, but finally it work." Both posts have CC icons.

Joomla!® About Download & Extend News Community Support Developers

Home Register Forum rules FAQ The team Login

Re: Displaying the error page: Application Instantiation Err CC

by [segamitg](#) » Sat Feb 23, 2013 11:41 am

I had the wrong user and password in the configuration.php file, the applic. could not speak with the db, I changed everthing and now is working.

Re: Displaying the error page: Application Instantiation Err CC

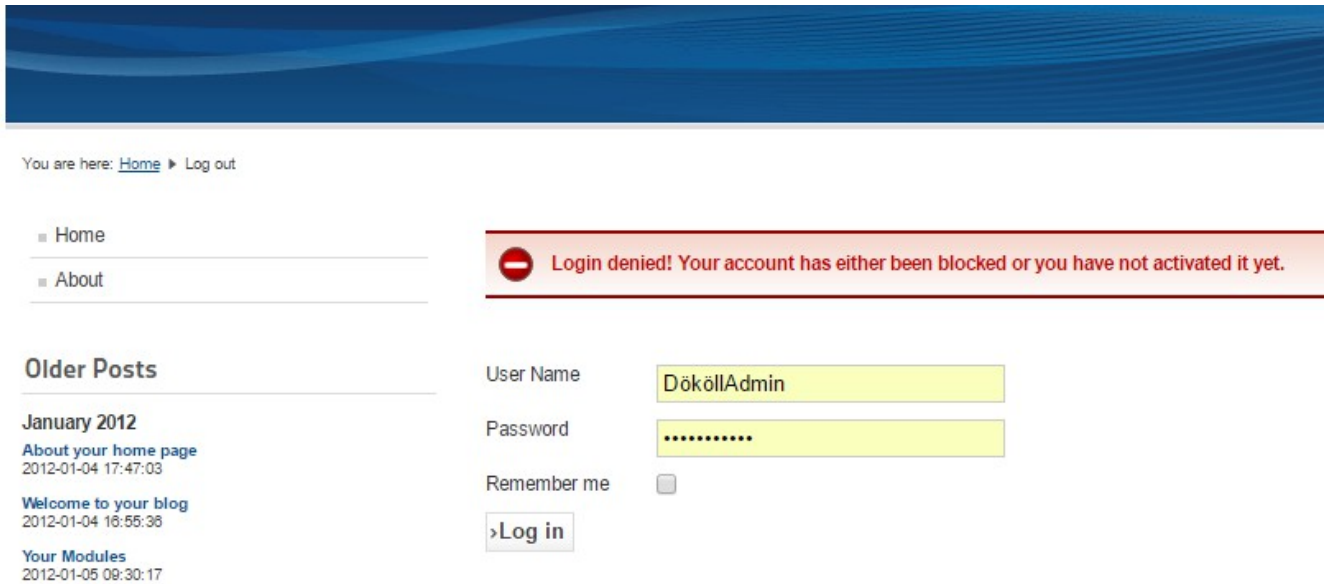
by [moshe5181](#) » Wed Jul 03, 2013 6:57 am

thank you
It is not so easy to edit the configuration.php file, but finally it work.

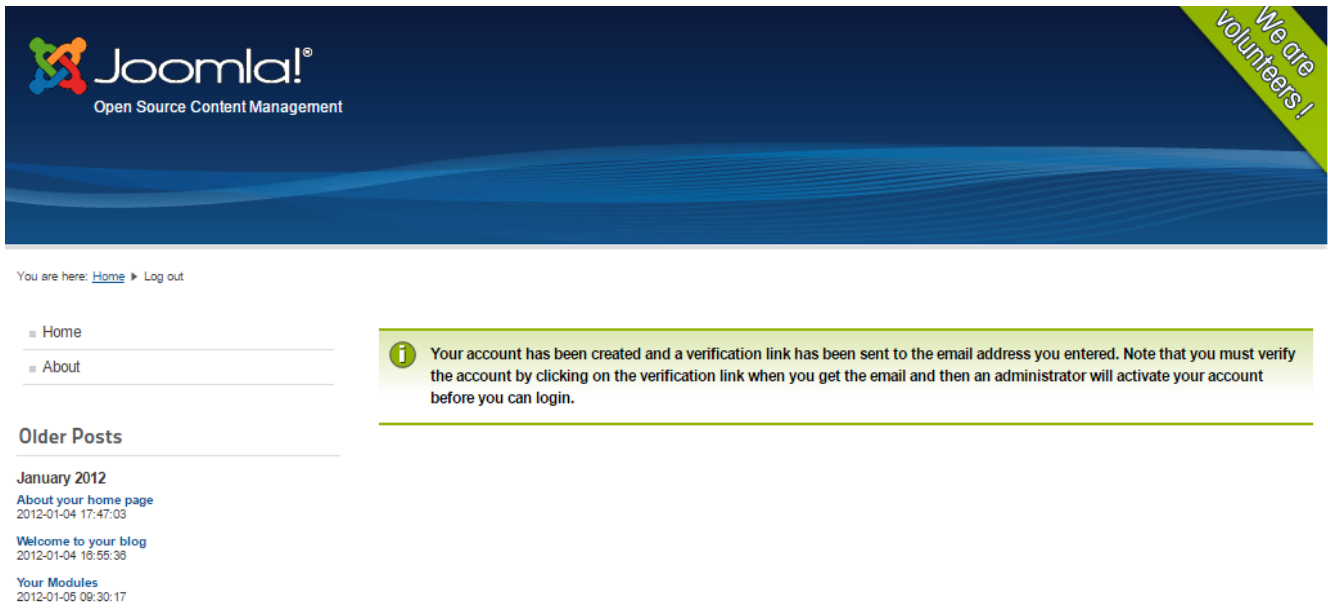
<https://forum.joomla.org/viewtopic.php?t=791765>

```
<?php
class JConfig {
    public $offline = '0';
    public $offline_message = 'This site is down for maintenance.<br /> Please check back again soon.';
    public $display_offline_message = '1';
    public $offline_image = '';
    public $sitename = 'Dököll Solutions, Inc. Joomla!';
    public $editor = 'tinymce';
```

Config file looks pretty basic, probably just need to login with the account Joomla has for MySQL and PHP... let's try that-



that was not it, unable to login with the account stated...



Verified again



You are here: [Home](#) ► [Log out](#)

- » [Home](#)
- » [About](#)



Your email has been verified. Once an administrator approves your account, you will be notified by email, and you can login to the site.

Older Posts

January 2012

[About your home page](#)
2012-01-04 17:47:03

[Welcome to your blog](#)
2012-01-04 16:55:36

[Your Modules](#)
2012-01-05 09:30:17



You are here: [Home](#) ► [Log out](#)

- » [Home](#)
- » [About](#)



Login denied! Your account has either been blocked or you have not activated it yet.

Sent email to Cloud Hosting to see what can be done- Let's try WordPress, suspecting it will be met with the same treatment