

## TéléPortal Download and Instructions

Go to this URL to download the full game plus the files. **TéléPortal RPG Version 1.0**

You will be happy to read that you can use the same files to create your own version of this game

## Game Development: Game Downloads

### Downloads

Research, Learn, and Share your knowledge, Contribute to society and be part of a Network. Make use of Open Source and Free to use software and submit to your community **samples Apps** or reusable code fragments.

● **TéléPortal RPG**

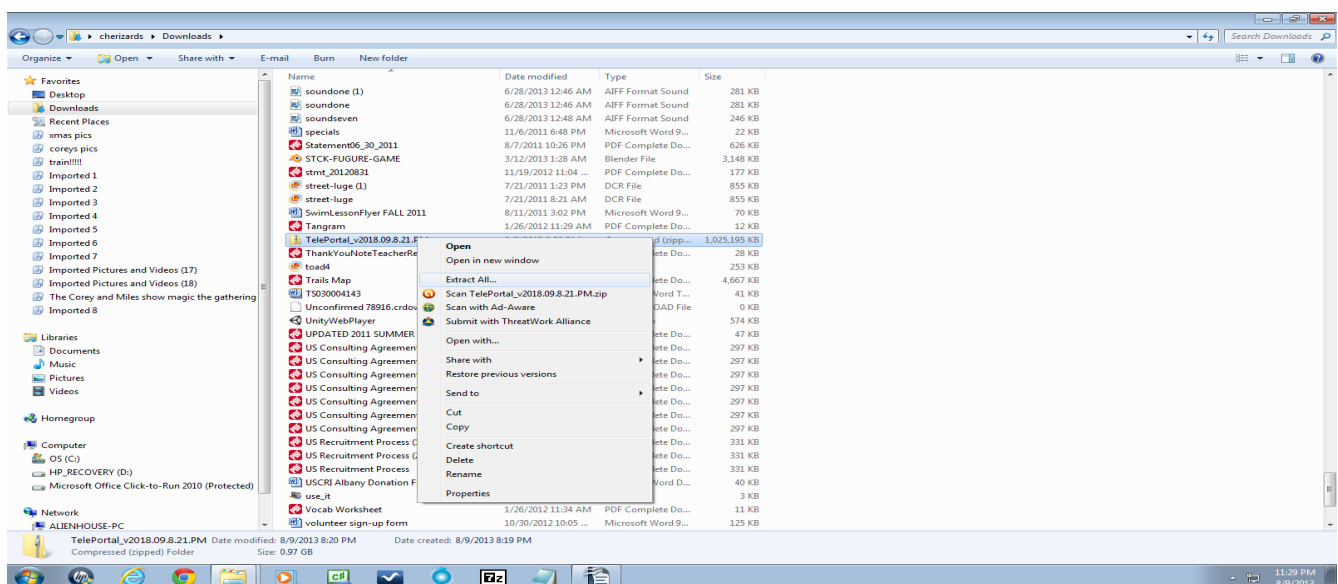
● **TéléPortal Instructions**

[Platinum Arts Sandbox: TéléPortal Game Play Instructions](#)

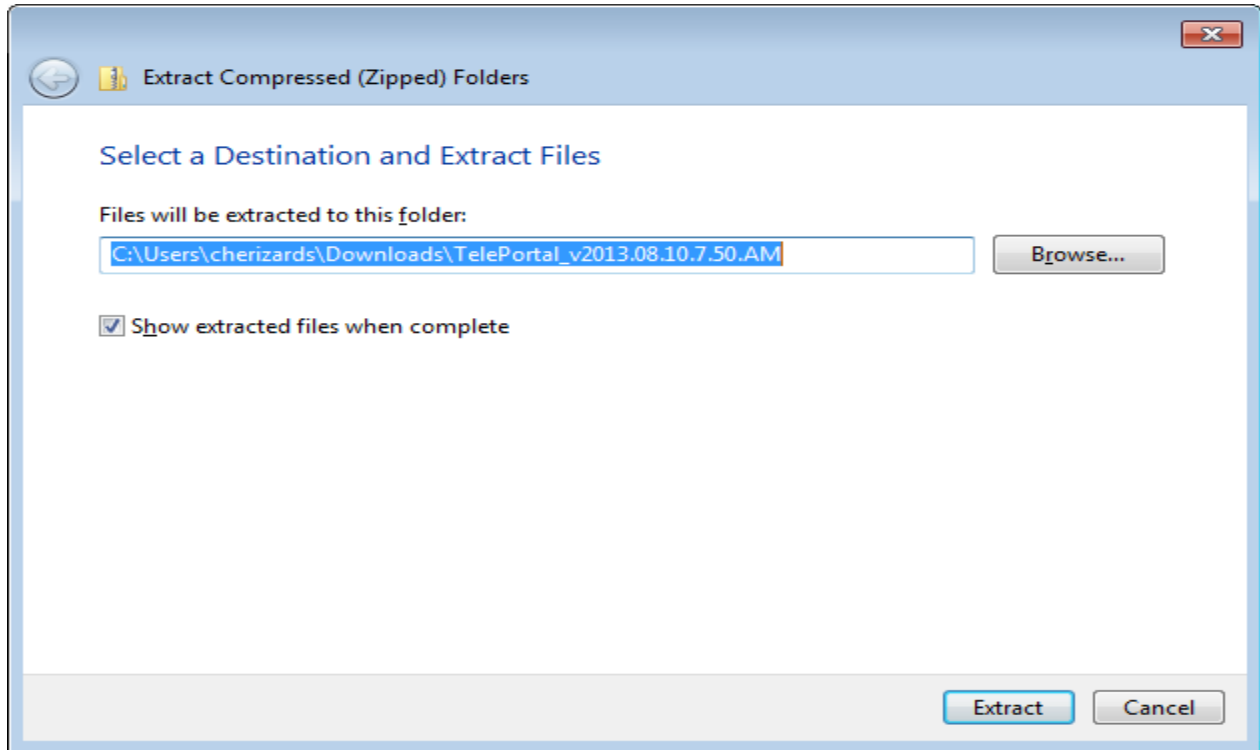
## Green Coding Habits

Make your work count, add comments and instructions to your code, thoroughly test your samples before submission (mention what may still need additional testing), **try not to be a litter bug in your community or forum, help save time and effort.** Be Green! After all, what is the purpose of your submission if it cannot be used or comprehended. Might be a good idea to also mention, or at least give credits to works being used in your submissions.

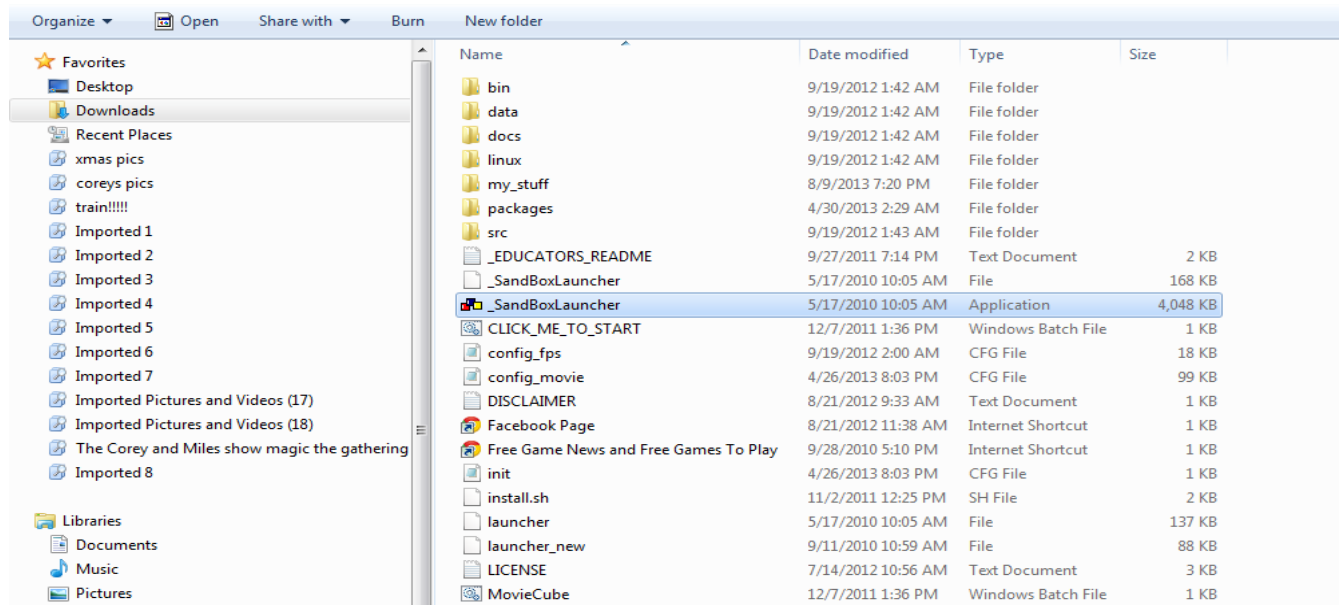
1. After Downloading TelePortal
2. Extract the File



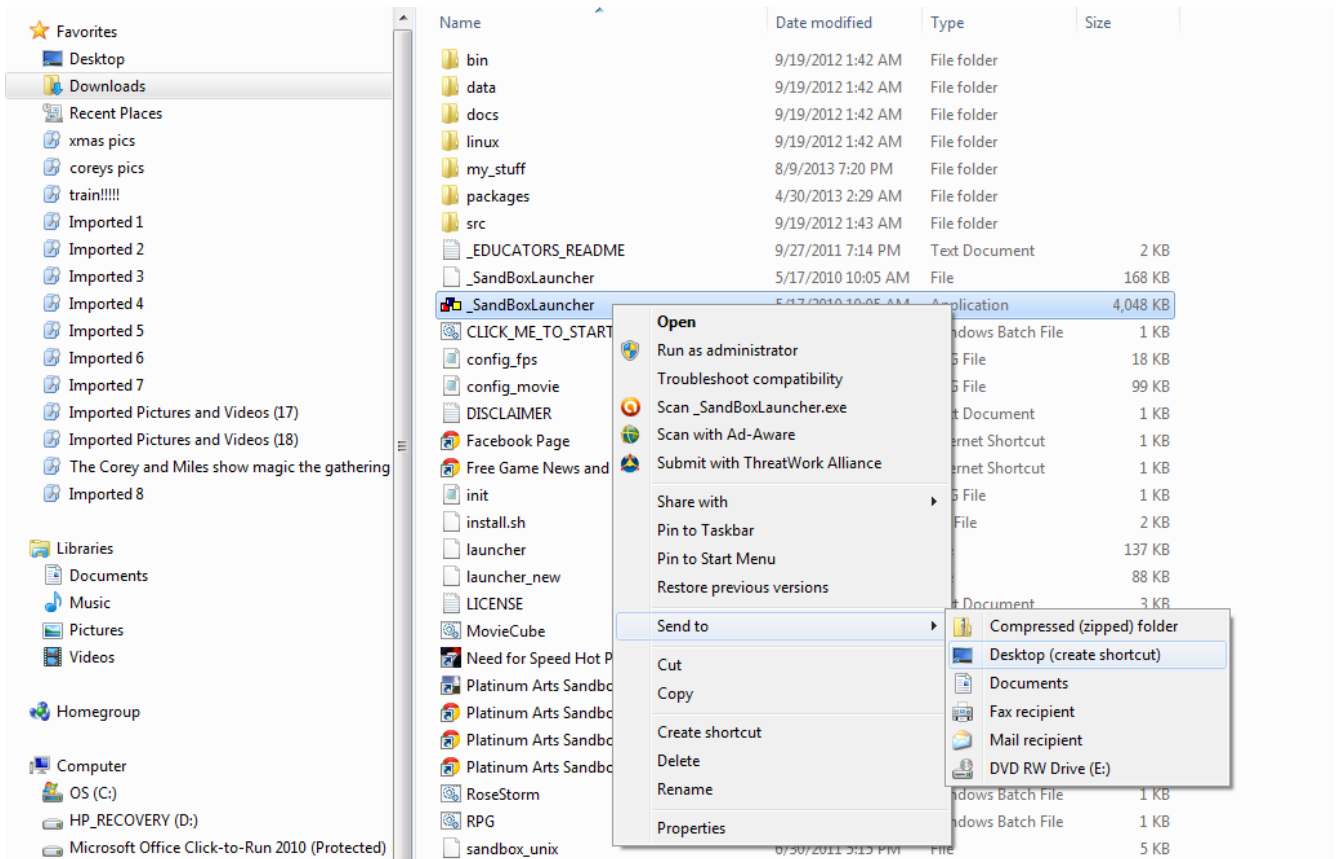
If you have Windows 7, the File will be located in your Downloads folder



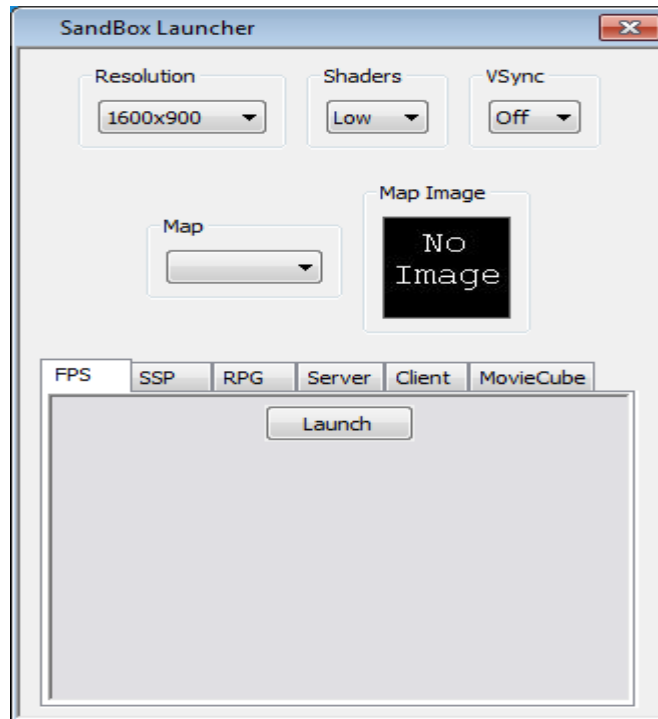
After Extracting the File, Open the folder to Find SandBox Launcher



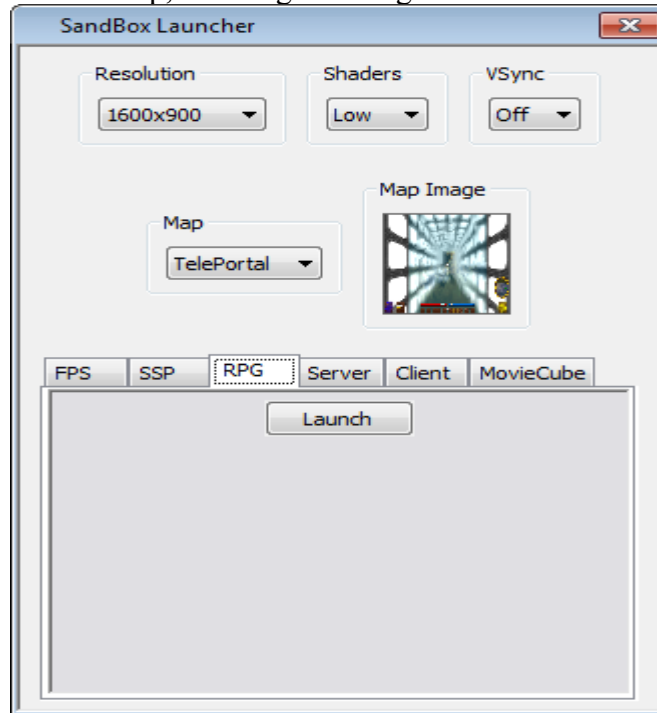
You can either make a shortcut to your desktop or launch the game from here



You should see this when you Launch the Game



From here you need to Select the Map, the image of the game will then Load



**IMPORTANT:**

Choose the RPG Tab, the game is an RPG, then click Launch... Now the game loads, you can Start Playing.

**Here are clues for playing game:**

1. Use the E key on your keyboard to go through Gates or Doors (May have to hit E key twice and quickly for certain Doors)
2. Use Key board Cursor and Mouse to move around
3. Use Space Bar to Jump
4. Left Mouse-Click to Throw Apples at enemies
5. Right Mouse-Click for Storm Smash (can also be used as a weapon)
6. If you get shot at and freeze, Use Space Bar to get back into the Game
7. If no one is shooting at you, they are not your enemies
8. Don't throw Apples at folks that do not attack you, because you **will** not be able to communicate with them
9. To Communicate, Press the E key on your keyboard,
10. Choose appropriate conversation numbers to chat

**TIPS:**

- In a body of water, put your Mouse Cursor Upward and Use the Up arrow, and Space Bar to get out of the water
- If you do Quests, you will move up in ranks, so pick up apples and TelePorters as you play to trade for points
- If you are entering a room, move in slowly, there may be enemies inside and will shoot at you
- You can throw Apples farther than your enemies can, so stay far back when you need to get them
- Golems, Snagons, Dragons do come at you when they see you, get rid of them with Apples...